

# Download Free Wiring Diagrams 1997

## Toyota Celica Engine 3sge

### Wiring Diagrams 1997 Toyota Celica Engine 3sge

Eventually, you will unquestionably discover a new experience and carrying out by spending more cash. yet when? get you say yes that you require to get those all needs subsequently having significantly cash? Why don't you attempt to get something basic in the beginning? That's something that will lead you to comprehend even more on the globe, experience, some places, behind history, amusement, and a lot more?

It is your utterly own get older to function reviewing habit. in the middle of guides you could enjoy now is wiring diagrams 1997 toyota celica engine 3sge below.

Where do I get wiring diagrams from? The answer is one click away...

[Starting System \u0026 Wiring Diagram](#) [How To Wire A Stereo](#) [Toyota Celica](#) [How to troubleshoot a no crank problem \(94 Toyota Celica\)](#) [Toyota Camry Wiring Diagrams 1998 to 2016](#) [Ignition System Operation \u0026 Testing - \(No Spark Toyota Celica\)-Part 1](#) [Ignition System Operation \u0026 Testing - \(No Spark Toyota Celica\)-Part 2](#) [How to test a power window switch/motor \(1985-2001 Toyota\)](#) [ECM Circuit \u0026 Wiring Diagram](#) [Free Auto Repair Manuals Online, No Joke](#) [Power Window Wiring Diagram](#) [1 Charging System \u0026 Wiring Diagram](#) [How to Test an Alternator \( Testing the Voltage Regulator, Diode rectifier and Stator\)](#) [No Start, Engine Cranks Okay, Troubleshooting With Basic Tools \(No Power to Injectors\)](#) [Battery keeps going dead \(what to test before replacing\)](#) [No Crank, new starter, how to troubleshoot, any car! \(2011 Ford Taurus\)](#) [Power Shifting like a boss Toyota Celica T20 1.8 acceleration](#) [Eelecicamane's lady red 90 celica gts](#) [No Start Testing Basics - Spark, Injector Pulse and Fuel Pressure \(Hyundai Santa Fe\)](#) [How to read an electrical diagram](#) [Lesson #1 Poor running, flashing CEL, no codes \(bad computer ground\) - Toyota](#)

# Download Free Wiring Diagrams 1997 Toyota Celica Engine 3sge

How to test an alternator (Chrysler Dodge Jeep)1991 Toyota Celica  
GT Part 26 - No crank, no start #2 MAF Sensor \u0026 Wiring  
Diagrams \_\_\_\_\_ ONLINE BOOK Toyota Celica Fuse Box Diagram  
1997 Toyota Celica ST 5spd Fuse box location and diagrams: Toyota  
Celica (1996-1999)

---

O2 Sensor \u0026 Wiring Diagrams Cooling Fans \u0026 Wiring  
Diagram \_\_\_\_\_ 1995 Dodge Ram Pcm Wiring Diagram Wiring  
Diagrams 1997 Toyota Celica

View and Download Toyota Celica 1997 owner's manual online.  
Celica 1997 automobile pdf manual download. Sign In. Upload.  
Download. Share. URL of this page: ... Automobile TOYOTA 2001  
CELICA Wiring Diagram. Zzt 230, 231 series (232 pages) Summary of  
Contents for Toyota Celica 1997.

TOYOTA CELICA 1997 OWNER'S MANUAL Pdf Download |  
ManualsLib

Toyota Celica Wiring Diagram from gtfour.supras.org.nz Print the  
electrical wiring diagram off and use highlighters in order to trace the  
circuit. When you employ your finger or stick to the circuit along with  
your eyes, it ' s easy to mistrace the circuit.

Toyota Celica Wiring Diagram Database

Toyota Celica Wiring Diagram – wiring diagram is a simplified okay  
pictorial representation of an electrical circuit. It shows the  
components of the circuit as simplified shapes, and the capacity and  
signal friends surrounded by the devices.

Toyota Celica Wiring Diagram | autocardesign

Toyota Celica Wiring Diagram from gtfour.supras.org.nz To properly  
read a electrical wiring diagram, one offers to find out how the  
components within the method operate. For example , if a module is  
powered up and it also sends out a signal of fifty percent the voltage  
and the technician will not know this, he'd think he has a problem, as

# Download Free Wiring Diagrams 1997 Toyota Celica Engine 3sge

he or she would expect the 12V signal.

## Toyota Celica Wiring Diagram Database

We ' ve checked the years that the manuals cover and we have Toyota Celica repair manuals for the following years; 1971, 1971, 1971, 1971, 1971, 1971, 1971, 1972, 1984, 1986, 1986, 1986, 1986, 1986, 1988, 1988, 1990, 1993, 1994, 1994, 1994, 1995, 1996, 1997, 1998, 1999, 1999, 1999, 1999, 1999, 1999, 1999, 2000, 2000, 2000, 2001, 2002, 2003, 2004 and 2005.

## Toyota Celica Repair & Service Manuals (58 PDF's

### UNDERSTANDING TOYOTA WIRING DIAGRAMS

WORKSHEET #1 1. Describe the meaning of the "C13" in the diagram component Q. 2. Describe the meaning of the "G-W" in diagram component R. 3. Describe the meaning of the "2" in diagram component S. 4. Describe the meaning of the "S/D" in diagram component T. 5. Describe and identify the diagram component U. 6.

## TOYOTA ELECTRICAL WIRING DIAGRAM - Autoshop 101

Toyota Vehicles Diagrams, Schematics and Service Manuals - download for free! Including: 1970 corolla 1100 1200 wiring diagram, 1972 toyota celica ta22 wiring diagram, 1974 toyota corolla wiring diagram, 1986 toyota 22rtere efi wiring diagram, 1986 toyota celica starting system wiring diagram, 1989 toyota 4runner fuel pump wiring diagram, 1990 toyota camry ac clutch light flashing diagram ...

## Free Toyota Vehicles Diagrams, Schematics, Service Manuals ...

Toyota Celica The Toyota Celica is a sports compact car from Toyota which was produced from 1970 to 2006. With seven generations till 2006, it has gone many revisions and redesigns, with the most significant change in 1985, when it was changed from rear wheel drive to front wheel drive.

## Toyota Celica Free Workshop and Repair Manuals

# Download Free Wiring Diagrams 1997 Toyota Celica Engine 3sge

Toyota Celica 1999 Repair Manual [en].rar – A collection of manuals in English on the maintenance and repair of the Toyota Celica 230-series cars from 1999 release. 146Mb: Download: Toyota Celica 2001 Wiring Diagram.pdf: 3.2Mb: Download: Toyota Celica Electrical Wiring Diagram.pdf: 735.7kb: Download

Toyota Celica repair manual free download | Automotive ...  
Workshop and Repair manuals, Service & Owner's manual. Wiring Diagrams, Spare Parts Catalogue, Fault codes free download.  
Workshop and Repair manuals, Service & Owner's manual. Wiring Diagrams, Spare Parts Catalogue, Fault codes free download ... Toyota Celica Service manual Free Download. Toyota Celica 2000. Toyota Celica 1988 Repair Manual ...

Toyota Service Manuals - Wiring Diagrams  
43 out of 100 based on 250 user ratings The toyota celica fuel pump control circuit wiring diagram can be download for free. This circuit and wiring diagram: toyota celica fuel pump control circuit wiring diagram has been viewed 2781 times which last viewed at 2020-11-11 01:12:38 and has been downloaded 9 times which last downloaded at 2016-05-13 22:53:13 updated by Juliana on 17 Mar, 2014.

Toyota Celica Fuel Pump Control Circuit Wiring Diagram ...  
September 3, 2018. September 13, 2018 by Larry A. Wellborn.  
Collection of 1997 toyota corolla radio wiring diagram. A wiring diagram is a simplified traditional pictorial depiction of an electric circuit. It shows the components of the circuit as simplified forms, and the power as well as signal links between the gadgets.

1997 toyota Corolla Radio Wiring Diagram | Free Wiring Diagram  
Diagram 2018 Toyota 4runner Fuse Full Version Hd Quality  
Classdiagramtips Histoweb Fr. 1989 toyota radio wiring diagram full  
1995 4runner car stereo 95 1997 diagrams kenmore trashpactor 2000  
celica gts t100 engine for 1998 2004 97 yotatech forums previa camry

# Download Free Wiring Diagrams 1997 Toyota Celica Engine 3sge

2018 fuse fuel pump 6d7 1999 2007 avalon with jbl system 25 wires  
2001 1994 1992 paseo alarm 2006 tundra door locks 98 1996 dual  
harness ...

1997 Toyota 4runner Radio Wiring Diagram - Wiring Diagram  
Toyota Celica 1997, Aftermarket Radio Wiring Harness by Scosche®,  
with OEM Plug and Retain OE Amplifier. Up yourself and your tunes  
over the factory installation with top-of-the-line audio products from  
Scosche.

1997 Toyota Celica OE Wiring Harnesses & Stereo Adapters ...  
Read 1997 Toyota Supra Wiring Diagram Manual Original Uploaded  
By Louis L Amour, toyota supra the serial sports car which was issued  
by company toyota from 1978 for 2002 the supra design was adopted  
from the toyota celica but the body became longer and wider since mid  
1986 the supra has separated from celica becoming an

1997 Toyota Supra Wiring Diagram Manual Original [EBOOK]  
Toyota Celica Wiring Diagram from gtfour.supras.org.nz Print the  
electrical wiring diagram off in addition to use highlighters to trace the  
signal. When you employ your finger or perhaps follow the circuit  
along with your eyes, it may be easy to mistrace the circuit. 1 trick that  
We 2 to print a similar wiring diagram off twice.














Toyota Celica Wiring Diagram Database  
Buy Wiring Looms for 1997 Toyota Celica and get the best deals at the  
lowest prices on eBay! Great Savings & Free Delivery / Collection on  
many items

Wiring Looms for 1997 Toyota Celica for sale | eBay  
TOYOTA PREVIA WIRING DIAGRAM TOYOTA PREVIA 1991  
1997 SERVICE REPAIR MANUAL THIS A PLETE COVERS  
ENGINE OVERHAUL ... Corolla Fuse Box Diagram Moreover 2000  
Toyota Celica Fuse Box Diagram Further 1994 Ford Ranger 4 0 Fuel

# Download Free Wiring Diagrams 1997 Toyota Celica Engine 3sge

Injector Diagram In Addition Geo Picture Location' 'ebook  
charlestonwestside pdf http ebook

1991 Toyota Previa Wiring Diagrams - ads.baa.uk.com  
Toyota 4runner Stereo Wiring Diagram My Pro Street. Toyota  
4runner stereo wiring diagram 2006 full 1999 97 2001 xterra 1997  
harness radio wire camry celica 03 for 1998 speaker 2000 diagrams 98  
96 inspirational quotes strategic planning 1995 avalon with jbl system  
25 wires 2010 tundra rear blazer fuse 1994 schematic gota 91 1996 dual  
mc 0706 gts 71acd 2003 119 manual 81 99ea tacoma ignition switch

Professional technicians count on Chilton  ,  ,  ; you can too! Includes coverage of Toyota 4Runner, 1992-00, Toyota Camry, 1983-96, Toyota Celica, 1986-98, Toyota Corolla, 1988-97, Toyota Land Cruiser, 1989-00, Toyota Pick-Up, 1989-95, Toyota T-100, 1993-99, Toyota Tacoma, 1995-00, Toyota Tundra, 2000. This new repair manual on CD contain authentic Chilton service and repair instructions, illustrations, and specifications for the vehicles worked on most by Do-It-Yourself enthusiasts today. Chilton Total Car Care CDs give you the confidence to service all the following systems of your own vehicle:  ,  General Information & Maintenance  ,  Engine Performance & Tune-Up  ,  Engine Mechanical & Overhaul  ,  Emission Controls  ,  Fuel System  ,  Chassis Electrical  ,  Drive Train  ,  Suspension & Steering  ,  Brakes  ,  Body & Trim  ,  Troubleshooting Additional vehicles, including European models, are available by visiting the [www.ChiltonDIY.com](http://www.ChiltonDIY.com) Web site. Standard code, included with purchase, provides users access to information for one vehicle.

# Download Free Wiring Diagrams 1997 Toyota Celica Engine 3sge

Haynes. Covers all front-wheel drive models, 1986-1999.

The BMW 7 Series (E38) Service Manual: 1995-2001 is a comprehensive source of service information and technical specifications available for the BMW 7 Series models from 1995 to 2001. Whether you're a professional or a do-it-yourself BMW owner, this manual will help you understand, care for and repair your car. Models, engines and transmissions covered: \* 740i, 740iL: M60 4.0 liter, M62 or M62 TU 4.4 liter \* 750iL: M73 or M73 TU 5.6 liter Engine management systems (Motronic): \* Bosch M3.3 (OBD I) \* Bosch M5.2 (OBD II) \* Bosch M5.2.1 (OBD II) \* Bosch M5.2.1 (OBD II / LEV) \* Bosch ME 7.2 (OBD II) Automatic transmissions \* A5S 560Z \* A5S 440Z

Haynes offers the best coverage for cars, trucks, vans, SUVs and motorcycles on the market today. Each manual contains easy to follow step-by-step instructions linked to hundreds of photographs and illustrations. Included in every manual: troubleshooting section to help identify specific problems; tips that give valuable short cuts to make the job easier and eliminate the need for special tools; notes, cautions and warnings for the home mechanic; color spark plug diagnosis and an easy to use index.

Si usted quiere entender como se origino el sistema de producci?n Toyota y por que tiene exito, debe leer este libro. Aqui encontrara una introducci?n avanzada del justo a tiempo. El mundo le debe mucho a Taiichi Ohno. Nos ha demostrado como fbricar con mayor eficacia, como reducir costos, como producir una mayor calidad, y a examinar

# Download Free Wiring Diagrams 1997 Toyota Celica Engine 3sge

atentamente como nosotros, en nuestra calidad de seres humanos, trabajamos en una fbrica. El relato que Ohno cuenta en este libro es brillante. Deberia ser leido por todos los gerentes. No es solo un relato acerca de la fabricaci?n; sino tambien sobre como dirigir exitosamente una empresa.

Copyright code : bf69506bc6b09ba3527f4b424151c321